



Satin Brass (Finish ID:13)

OAKRIDGE SURFACE MOUNT SIDE BY SIDE DOOR PULL

	Item Code	Size (mm & Inches)	Material	Size (Inches)				Fig.
				A	B	C	D	
1	SDP.1008.9".XX.XXX.XXXX.X	228.6mm (9")	Brass	14	3	9	0.45	1
2	SDP.1008.9".XX.XXX.XXXX.X	228.6mm (9")	Bronze	14	3	9	0.45	1

"XX" in item code denotes Finish ID.
 "XXX" in item code denotes Door Thickness.
 "XXXX" in item code denotes Door Material.
 "X" in item code denotes Front Fix or Back Fix.

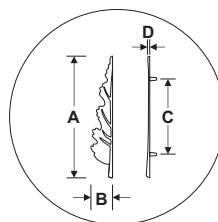


FIG. 1




This product is Supplied with Based on Front Fix or Back Fix Order.

How to Order

SDP.1008.9".13.WOOD.1 3/4".BF



Oakridge Surface Mount Side By Side Door Pull Finish Options

Base Material : Brass	Standard Finishes (2-3 Weeks Delivery)
	
Base Material : Brass	Custom Finishes (3-4 Weeks Delivery)*
	
Base Material : Bronze	Custom Finishes (3-4 Weeks Delivery)*
	

Front Fix (FF)	
Door Material	Door Thickness
1. Wood	1", 1 1/4", 1 1/2", 1 3/4", 2", 2 1/4", 2 1/2"
2. Metal	1", 1 1/4", 1 1/2", 1 3/4", 2", 2 1/4", 2 1/2"
Back Fix (BF)	
Door Material	Door Thickness
1. Wood	5/16", 3/8", 1/2", 3/4", 1", 1 1/4", 1 1/2", 1 3/4", 2", 2 1/4", 2 1/2"
2. Metal	5/16", 3/8", 1/2", 3/4", 1", 1 1/4", 1 1/2", 1 3/4", 2", 2 1/4", 2 1/2"
3. Glass	5/16", 3/8", 1/2", 3/4", 1"

* Custom finishes cannot be returned or refunded. We are unable to accept cancellations for custom finish order unless within 48 hours of the order being placed.

** We have uniform pricing for all non-hammered finishes listed above as long as base material and size is same.

*** Contact us for customized finishes, refer pages F1, F2, F3 & F4 for finish glossary.