



Satin Brass (Finish ID:13)

MONTICELLO APPLIANCE PULL

| Item Code | Size (mm & Inches) | Material | Size (Inches) | | | | Fig. |
|-------------------|--------------------|-----------|---------------|------|----|------|------|
| | | | A | B | C | D | |
| 1 APL.775.12".XX | 304.8mm (12") | Brass | 14.17 | 0.81 | 12 | 2.07 | 1 |
| 2 APL.775.18".XX | 457.2mm (18") | Brass | 20.16 | 0.81 | 18 | 2.07 | 1 |
| 3 APL.775.24".XX | 609.6mm (24") | Brass | 26.17 | 0.81 | 24 | 2.07 | 1 |
| 4 APL.775.60".XX | 1524mm (60") | Brass | 62.17 | 0.81 | 60 | 2.07 | 2 |
| 5 APL.775.12".XX | 304.8mm (12") | Bronze | 14.17 | 0.81 | 12 | 2.07 | 1 |
| 6 APL.775.18".XX | 457.2mm (18") | Bronze | 20.16 | 0.81 | 18 | 2.07 | 1 |
| 7 APL.775.24".XX | 609.6mm (24") | Bronze | 26.17 | 0.81 | 24 | 2.07 | 1 |
| 8 APL.775.60".XX | 1524mm (60") | Bronze | 62.17 | 0.81 | 60 | 2.07 | 2 |
| 9 APL.775.12".XX | 304.8mm (12") | Cast Iron | 14.17 | 0.81 | 12 | 2.07 | 1 |
| 10 APL.775.18".XX | 457.2mm (18") | Cast Iron | 20.16 | 0.81 | 18 | 2.07 | 1 |

"XX" in item code denotes Finish ID.

This product is Supplied with M6x40mm screws.
This product is Supplied with M6x60mm break off screws.

| | Item Code | Size (mm & Inches) | Material | Size (Inches) | | | | Fig. |
|----|----------------|--------------------|-----------|---------------|------|----|------|------|
| | | | | A | B | C | D | |
| 11 | APL.775.24".XX | 609.6mm (24") | Cast Iron | 26.17 | 0.81 | 24 | 2.07 | 1 |
| 12 | APL.775.60".XX | 1524mm (60") | Cast Iron | 62.17 | 0.81 | 60 | 2.07 | 2 |

"XX" in item code denotes Finish ID.

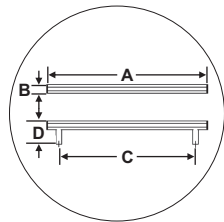


FIG. 1

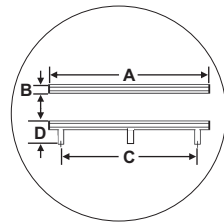


FIG. 2























This product is Supplied with M6x40mm screws.
 This product is Supplied with M6x60mm break off screws.

How to Order

APL.775.12".13

APPLIANCE PULL STYLE : MONTICELLO SIZE: CC 12 INCH FINISH ID : 13



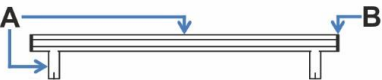
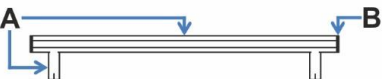
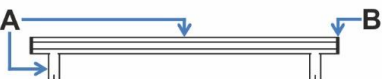
Monticello Appliance Pull Finish Options

| | | | | | | |
|--|--|---|--|--|--|--|
| Base Material : Cast Iron | | Custom Finishes (3-4 Weeks Delivery)* | | | | |
|  <p style="text-align: center;">Pewter (Finish ID:1)</p> | | | | | | |
| Base Material : Brass | | Standard Finishes (2-3 Weeks Delivery) | | | | |
|       <p style="display: flex; justify-content: space-around; font-size: small;"> Bright Chrome (Finish ID:2) Brush Nickel (Finish ID:3) Aged Brass (Finish ID:4) Unlacquered Polished Brass (Finish ID:7U) Polished Nickel (Finish ID:8) Satin Brass (Finish ID:13) </p> | | | | | | |
| Base Material : Brass | | Custom Finishes (3-4 Weeks Delivery)* | | | | |
|        <p style="display: flex; justify-content: space-around; font-size: small;"> Lacquered Polished Brass (Finish ID:7L) Matte Black (Finish ID:19) Split Black and Polished Nickel (Finish ID:48) Split Black and Satin Brass (Finish ID:49) Split Black And Chrome (Finish ID:59) Graphite (Finish ID:61) Split Brush Nickel and Satin Brass (Finish ID:78) </p>      <p style="display: flex; justify-content: space-around; font-size: small;"> Titanium (Finish ID:79) Split Graphite and Satin Brass (Finish ID:90) Split Graphite and Brush Chrome (Finish ID:91) Ombre (Finish ID:92) Brush Chrome (Finish ID:95) </p> | | | | | | |
| Base Material : Bronze | | Custom Finishes (3-4 Weeks Delivery)* | | | | |
|    <p style="display: flex; justify-content: space-around; font-size: small;"> Silicon Bronze Light (Finish ID:53) Silicon Bronze Dark (Finish ID:53D) White Bronze (Finish ID:54) </p> | | | | | | |

- Custom finishes cannot be returned or refunded. We are unable to accept cancellations for custom finish order unless within 48 hours of the order being placed.
- We have uniform pricing for all non-hammered finishes listed above as long as base material and size is same.
- Contact us for customized finishes, refer pages F1, F2, F3 & F4 for finish glossary.
- Backplate options refer page ABP1-1 to ABP3-1.

Monticello Appliance Pull Split Finish

APL.775.XX.XX

| FINISH CODE (XX) | FINISH NAME | LINE DRAWING | A | B |
|------------------|------------------------------------|---|--------------|-----------------|
| APL.775.XX.48 | Split Black and Polished Nickel |  | Matte Black | Polished Nickel |
| APL.775.XX.49 | Split Black and Satin Brass |  | Matte Black | Satin Brass |
| APL.775.XX.59 | Split Black and Chrome |  | Matte Black | Bright Chrome |
| APL.775.XX.78 | Split Brush Nickel and Satin Brass |  | Brush Nickel | Satin Brass |
| APL.775.XX.90 | Split Graphite and Satin Brass |  | Graphite | Satin Brass |
| APL.775.XX.91 | Split Graphite and Brush Chrome |  | Graphite | Brush Chrome |
| | | | | |
| | | | | |